




Product Highlights

- Consistent diffuse illumination over the 50mm x 50mm (2" x 2") field of view
- Utilizes heat sinking to cool the illumination source, providing low maintenance and long life performance

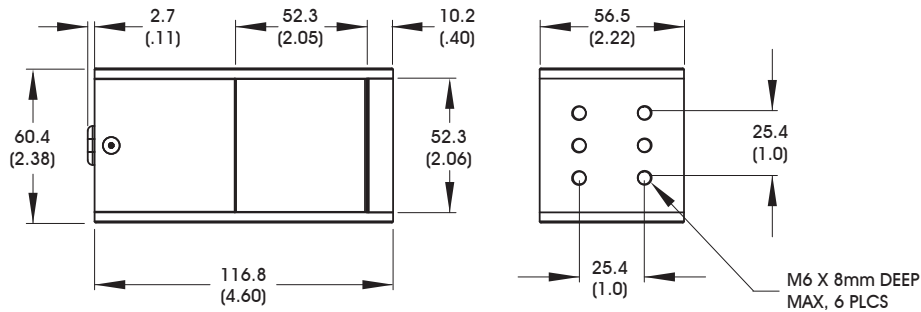


General Specifications

Electrical Specifications	Color	24v Current	All Other Controls
	470, 530, 590, 625, 850, WHI	N/A	0.198 A Max
Normal Operating Temperature	0 - 60°C		
Weight (g)	226.8 g (8 oz)		
Standard Cable Information	Up to 2 meters (80") long - 105°C rated PVC jacket, foil shield with drain.		
Photobiological Risk Factor IEC 62471	Exempt Applicable Wavelengths: 850 Group 1 (Low-Risk) Applicable Wavelengths: 470, 530, 590, 625, WHI		
Compliance	  		
IP Rating	IP 50		
Lumen Maintenance	L70 = 50,000 hours		

DL104 Legacy Light

Mechanical Specifications



DIMENSIONS ARE IN MILLIMETERS (INCHES)

Part Number Key

Model	—	Spectral Wavelength	Connector/ Control	—	Alternative Connector
DL104	—	XXX	XX	—	XXX
DL104		(blue) 470 (green) 530 (amber) 590 (red) 625 (infra-red) 850 (white) WHI	C1 C2 C5 IC I3 I3S		M12 ¹
Ex: DL104-470C5 DL104-625I3-M12			¹ Available with IC, I3 and I3S options only		

Stock Product: *shipped next day*

DL104-WHIIC
DL104-625IC

Build to Order: *shipped in two weeks*

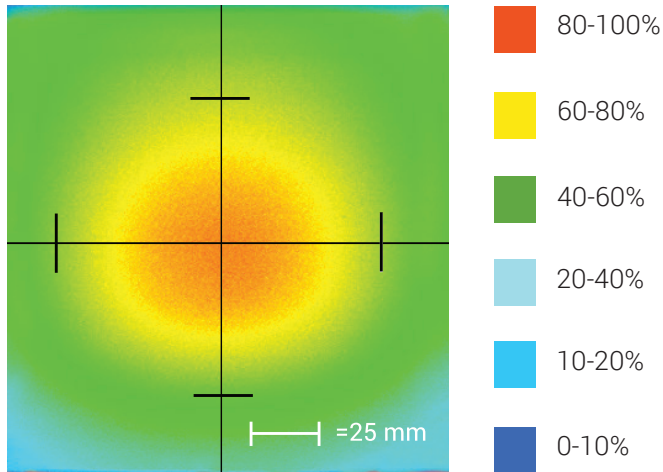
Connector | Control Options

C1 Connector	C2 Connector	C5 Connector	IC	I3	I3S
For use with: DCS Series Controllers	For use with: Legacy Controllers (Not recommended for new applications)	For use with: Pulsar 320 Strobe Controller.	Continuous in-line controller Powered with: 24V power supply	Combination strobe/continuous in-line controller Powered with: 24V power supply	Default-OFF strobe/continuous in-line controller Powered with: 24V power supply

DL104 Legacy Light

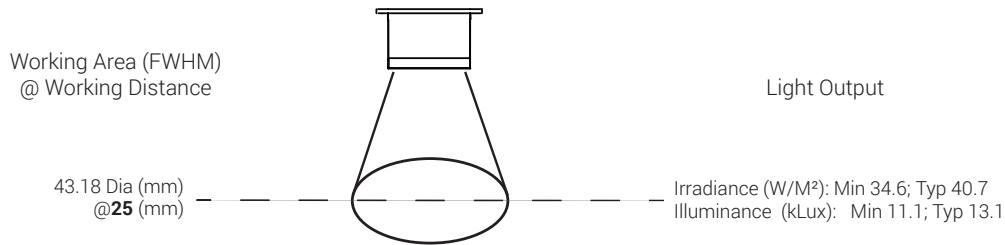
Optical Performance

Intensity Distribution



Optical measurement taken using DL104-WHIIC @ 25 mm

Area of Illuminance & Intensity



Operation and Wiring

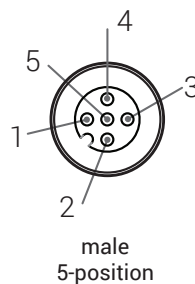
ICS 2 (IC)

Pin (M12)	Function	Wire Color
1	+24 VDC	Brown
2	GHI	White
3	GND	Blue
4	GLO	Black
5	N/A	N/A

ICS 3 (I3 and I3S)

Pin (M12)	Function	Wire Color
1	+24 VDC	Brown
2	Reserved	White
3	GND	Blue
4	PNP/Active High Trigger	Black
5	0-10 VDC Analog Control	Gray

Optional M12 Pinout



DL104 Legacy Light

Warranty Information

Every Advanced illumination, Inc. (Ai) product is thoroughly inspected and tested before leaving the factory. Products are warranted to be free of defects in workmanship and materials for a period of two years from the original date of purchase. Should a defect develop during this period, please contact Ai Customer Service or your Ai distributor for a Return Merchandise Authorization (RMA), and return the complete product, freight prepaid, to Ai. If a defect is found, Ai will - at our discretion - repair or replace the product without charge. Ai claims no liability for any implied warranties, including "merchantability" and "fitness for a specific purpose."

Electromagnetic Compatibility

This product was tested and complies with the regulatory requirements and limits for electromagnetic compatibility (EMC) as stated in the product specifications. These requirements and limits are designed to provide reasonable protection against harmful interference only when the product is operated in its intended industrial electromagnetic environment. To minimize the potential for electromagnetic interference or unacceptable performance degradation, install and use this product in strict accordance with the instructions in the product documentation.

Customer Service

For information on existing orders, or to make an order adjustment, contact us Monday through Friday 8:00 am to 5:00 pm, EST or send an email to orders@advill.com.

Company Information

Advanced Illumination

440 State Garage Road, Rochester VT. 05767

Phone: 802.767.3830

Fax: 802.767.3831

Email: info@advancedillumination.com

Web: advancedillumination.com

© 2015 Advanced Illumination Inc. All rights reserved