

Dialogic® 1000 Media Gateway Series

The Dialogic® 1000 Media Gateway Series (DMG1000 Gateways) allows for a well-planned, phased migration to an IP network, making the gateways a smart solution for enterprises looking to enhance their legacy PBX equipment with new VoIP access and applications. Connected between a PBX or a digital handset and a LAN or WAN, the DMG1000 Gateways convert proprietary digital PBX messages into a format suitable for transmission over standard IP networks.



Features	Benefits
<p>Suitable for small to medium enterprises and easy to install, configure, and maintain</p> <p>Compatible with a variety of popular PBX manufacturers including Alcatel, Avaya, Ericsson, Fujitsu, Mitel, NEC, Nortel, and Siemens</p>	<p>Protects investment in legacy telecommunications equipment and allows a controlled migration to IP technology</p>
<p>Designed, developed, and tested in Dialogic's state-of-the-art PBX lab and optimized for use in an Enterprise environment</p>	<p>Ideally suited for Enterprise Unified Messaging applications (tested and certified with Microsoft® Exchange Server UM)</p>
<p>Support for IP load balancing and IP fault tolerance</p>	<p>Allows the ability for inbound (TDM-to-IP) calls to round-robin between available media servers and automatically routes calls away from unresponsive media or proxy servers</p>
<p>Seamless interoperability with Dialogic® HMP Software</p>	<p>Provides the options for customers to build enhanced applications on top of base gateway and PBX functions</p>
<p>Supports configuration via serial, telnet, and a web browser including context-sensitive help</p>	<p>Easy to install, configure, debug, and maintain</p>
<p>IP security features include TLS, SRTP, and HTTPS</p>	<p>Enables secure communications for SIP messages via TLS, for media stream via SRTP, and for web interface via HTTPS</p>

Applications

- Centralized VoIP and FoIP application servers, including IP-based voice mail and unified messaging
- IVR and announcements
- IP PBX
- VoIP extension to branch offices
- Contact centers

Specific PBX digital network interface gateway units are compatible with the PBXs listed in Table 1. Units are specified by product code for convenient ordering. Older product code equivalents are provided in parentheses for reference.

Manufacturer	Models	Software Version	Product Code
Avaya	DEFINITY G3 S8100, S8300, S8700, and S8710	Version 3 or greater Communications Manager SW V2.0 or greater	DMG1008DNIW (PIMG80DNIW)
	Legend	Release 7.0 or greater	DMG1008LSW (PIMG80LSW)
	Magix	Release 2.0 or greater	DMG1008DNIW PIMG80DNIW
Mitel	SX-200D, SX-200 Light, SX-2000 Light, SX-2000 S, and SX-2000 VS	Lightware Release 17 or greater	DMG1008MTLDNIW (PIMG80MTLDNIW)
NEC	2000 IPS	Release 8.2 or greater	DMG1008DNIW (PIMG80DNIW)
	2400 IMG	Release 7400 or greater	
	2400 IMX	Release 5200 Dec. 92 1b or greater	
	2400 IPX	Release V.17 issue 3.46.001 or greater	
Nortel	Meridian 1 – Option 11, 21, 21A, 51, 61, 71, and 81	Release 15 or greater and options 19 and 46 are required	DMG1008DNIW (PIMG80DNIW)
	Meridian SL1 – Generic X11	Release 15 or greater and options 19 and 46 are required	
	Nortel Communication Server – 1000E, 1000M, and 1000S	Release V3.0 or greater	
	Norstar 8X24	DR5 Release 1.2 or greater	
	Norstar MICS	Release 4.5 or greater	
Siemens	Hicom 300E CS	Release 9006.4 or greater (Note: North American software load only)	DMG1008DNIW (PIMG80DNIW)
	Hicom 300E	Release 2.0 or greater (Note: EU software load only)	DMG1008LSW (PIMG80DNIW) or DMG1008LSW (PIMG80LSW)
	8000	Release 80003 or greater	DMG1008RLMDNIW (PIMG80RLMDNIW)
	9000	Any release	
9751	Any release of 9005 Release 9006.3 or greater; Release 9006.4 or greater is required for end-to-end signaling		
Various	Including Alcatel, Avaya, Ericsson, Fujitsu, Mitel, Siemens, etc., through analog port and/or serial port integration		DMG1008LSW (PIMG80LSW) or DMG1004LSW

Cables are not included. Each unit requires one Ethernet cable per unit and one RJ-11 cable per PBX channel.

Table 1. PBX Digital Network Interface PBX Compatibility

Functional Description

The DMG1000 Gateways each contain eight digital PBX emulation interfaces and a 10/100 BaseT Ethernet connection for connecting to a LAN. An analog loop start unit designed for voice mail and unified messaging applications is also available to connect to PBXs that do not have an appropriate digital interface. The analog loop start unit supports integration via in-band signaling (DTMF or FSK) or serial protocols (SMDI, MCI, and MD-110).

The DMG1000 Gateways provide a simple, cost-effective transition to voice and data convergence for enterprises with PBXs. Connected externally, they offer an IP solution that works with current legacy equipment. They support SIP-based applications as well as T.38 for fax transmissions over IP (FoIP).

Gateway unit features include:

- **Voice over Internet Protocol (VoIP)** – Supports SIP per RFC 3261. Uses Real-time Transport Protocol/Real-Time Control Protocol (RTP/RTCP) for delivery of voice over the LAN or WAN
- **IP security** — Supports TLS for SIP messages, SRTP for media stream, and HTTPS for web interface

- **Enhanced voice processing** – Supports a variety of compression algorithms, including G.711 A-law and μ -law, G.723.1, and G.729AB
- **T.38 Fax over Internet Protocol (FoIP)** – Emulation units transcode fax from T.30 fax protocol, supporting V.17, V.21, V.27, and V.29 modulation schemes, to T.38 for transmission over a packet network
- **Hot swap** – Allows gateway units to be added or removed without affecting other gateway units
- **Web server interface** – Each gateway unit is delivered with a web server interface, allowing configuration and software upgrades via a web browser

Configurations

The DMG1000 Gateways can be used to connect IP telephones to a legacy PBX, integrate network-hosted applications with the PBX, extend the PBX to branch offices, and integrate various voice and call processing capabilities in an enterprise LAN or WAN environment. Using exclusive PBX network interfaces (emulating), these media gateway appliances provide exceptional IP to PBX integration capabilities to protect an investment in legacy telecom equipment.

Figures 1 and 2 provide sample configurations.

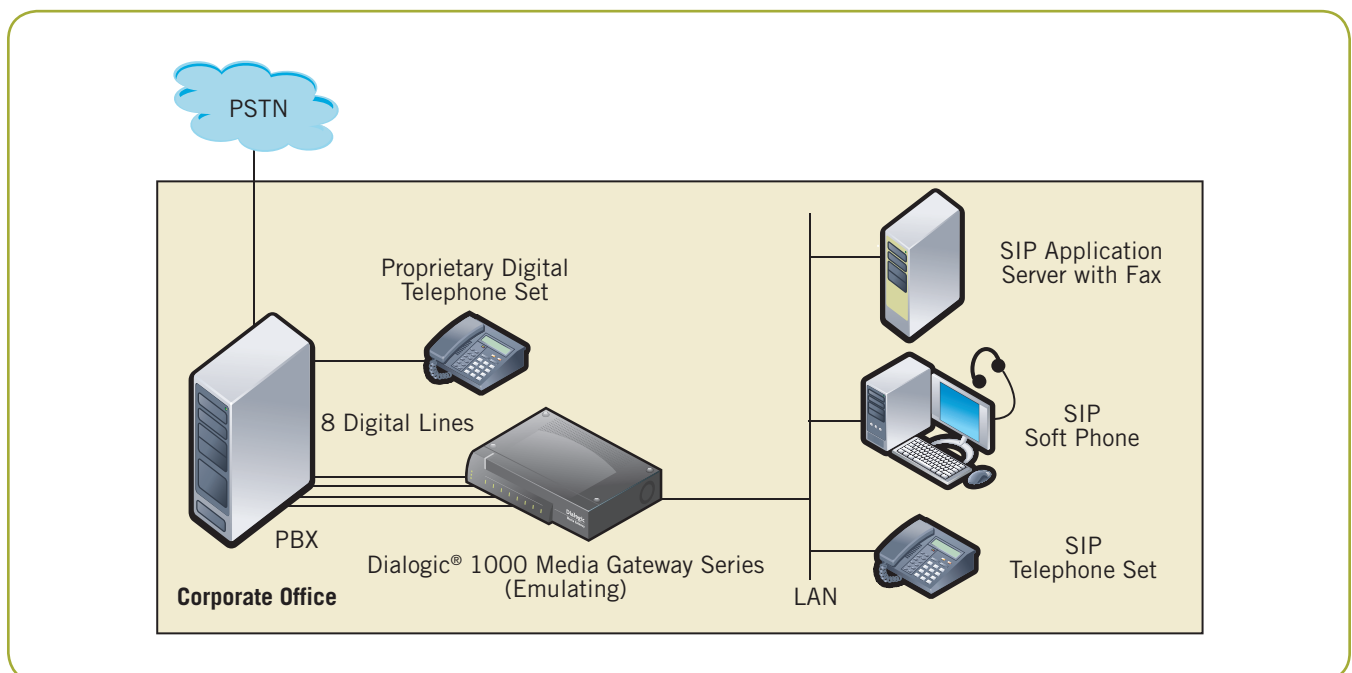


Figure 1. IP-Enabled PBX in Communication with SIP Devices over a LAN

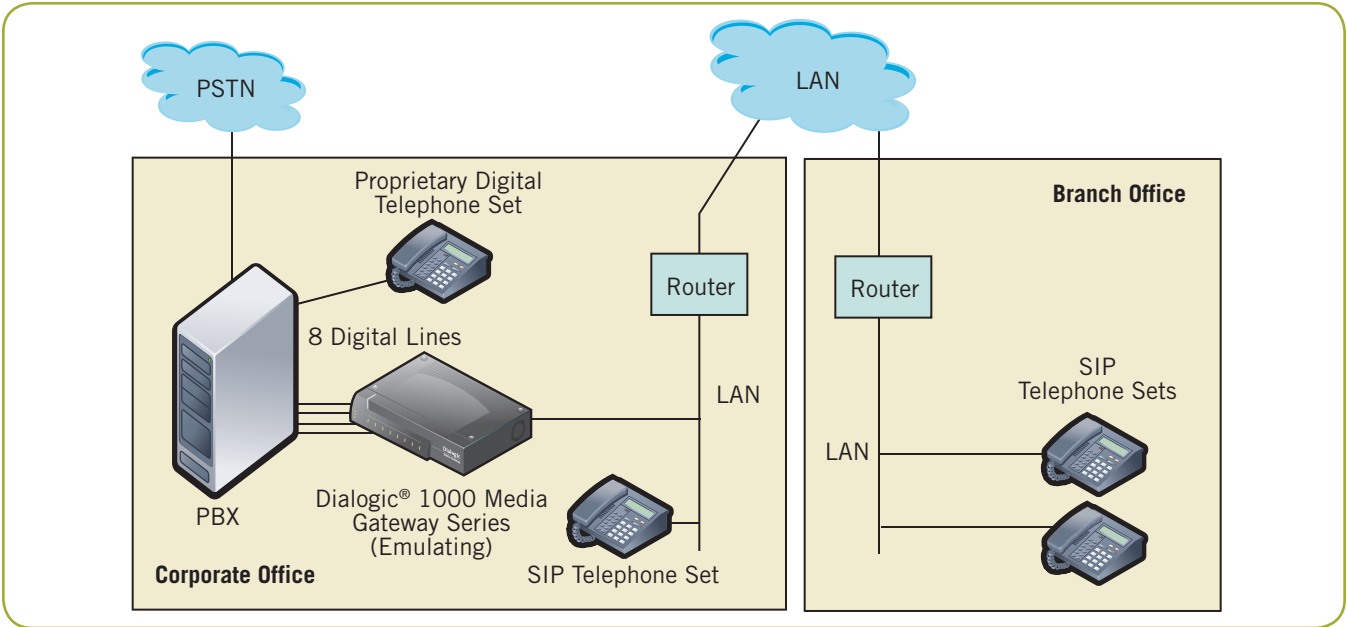


Figure 2. IP-Enabled PBX in Communication with SIP Devices at a Branch Office over a WAN

Call Routing

The DMG1000 Gateways route calls from the switched network to a VoIP destination on the IP network. Conversely, it routes calls from the IP network through a switch port to a destination telephone number on the switched network. The DMG1000 Gateways support the following call routing options:

- User-configurable list of VoIP servers
- IP load balancing
- IP fault tolerance
- TDM-to-TDM

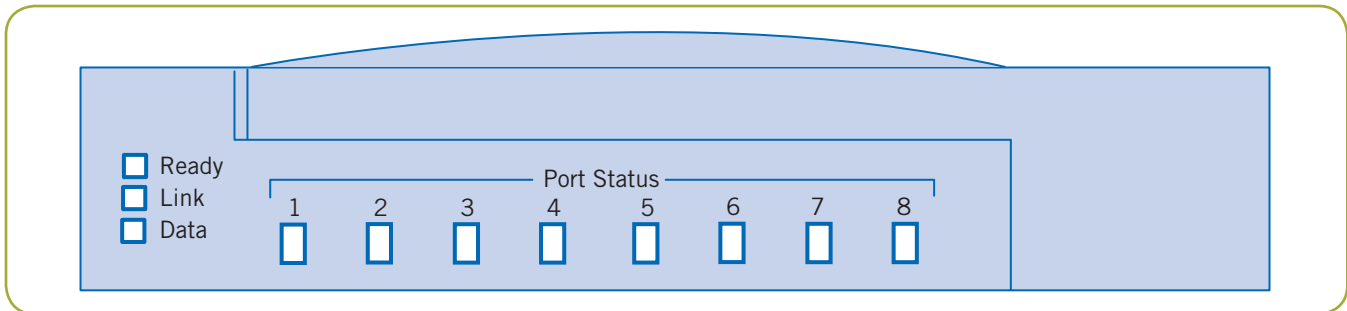


Figure 3. DMG1000 Gateways Front Panel

Physical Description

Figure 3 shows the LEDs on the front panel, which reflects the status of the unit, Ethernet, and PBX telephony ports.

Ready – Shows overall unit status

Link – Shows the unit's Ethernet status

Data – Shows the unit's Ethernet RTP activity

Port Status 1–8 – Shows the unit's PBX link status for each TDM port

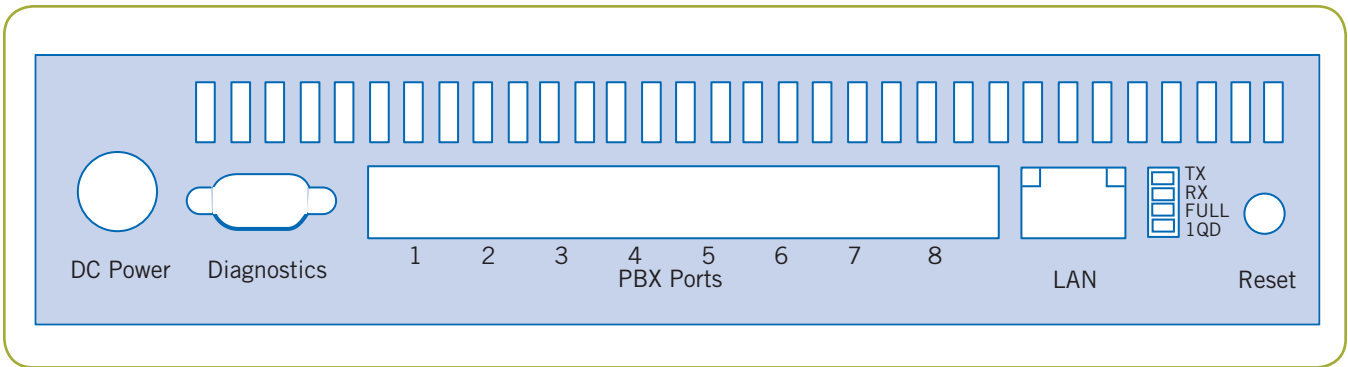


Figure 4. DMG1000 Gateways Rear Panel

The back panel (Figure 4) contains both interfaces and indicators.

Interfaces

- DC power
- Serial port for diagnostics or serial protocol support
- 4 or 8 telephony ports
- Ethernet port
- Reset switch

Status Indicators

- 10/100BaseT
- Full/half duplex
- RX/TX traffic
- Ethernet link state
- Ethernet collision

Technical Specifications

PBX Interface

Number of ports	4 and 8 port analog units, and 8 port Digital PBX emulation units Use multiple gateway units for higher port counts
Connectors	8 shielded female RJ-45 jacks

Network Interface

Connector	10/100 Base-T Ethernet LAN port 1 shielded female RJ-45 jack for LAN
-----------	---

VoIP Protocols

SIP per RFC 3261
RTP/RTCP for delivery of voice

FoIP Protocol

T.38 FoIP
Emulation units transcode fax from T.30 fax protocol, supporting V.17, V.21, V.27, and V.29 modulation schemes, to T.38 for transmission over a packet network

Voice Support

G.711 μ -Law and A-Law, G.723.1, G.729AB
Silence suppression with comfort noise
G.168 automatic echo cancellation
Call Progress Analysis (CPA), including Positive Voice Detection, Positive Answering Machine Detection (PAMD), DTMF detection, and fax tone detection

Quality of Service

Type of Service (ToS)
IP precedence

Configuration and Management

SNMP v1	Read-only for alarm reporting
Web GUI	With context-sensitive Help facility
Telnet	
BOOTP client and TFTP client	Built-in

Call Routing

User configuration list of VoIP endpoints
IP load balancing
IP fault tolerance
Supports configuration of a backup SIP proxy server

IP Security

TLS for SIP messages
SRTP for media stream
HTTPS for web interface

Power Requirements

Line voltage	90 VAC to 264 VAC
Frequency	47 Hz to 63 Hz

Technical Specifications (cont.)

Physical Dimensions

Length	10 in. (25.4 cm)
Width	9.5 in. (24.1 cm)
Height	2.1 in. (5.3 cm)
Weight	Approximately 2.5 lbs. (1.13 kg)

Environmental Requirements

Operating temperature	32°F to 122°F (0°C to 40°C)
Non-operating temperature	-4°F to 158°F (-20°C to 70°C)

Approvals

Safety

Canada	CAN/CSA 60950, third edition
European Union	EN 60950
United States	ANSI/UL 60950, third edition

EMC

European Union	EN 55022-1998 Class B
Canada	IC ES-003 Class B
United States	FCC Part 15 Class B

Telecommunications

European Union	EN 55024:1998
Canada	IC CS03, Issue 7
United States	FCC Part 68

Country-specific Approvals	Global product approvals database at http://www.dialogic.com/declarations
Hazardous Substances	RoHS compliance information at http://www.dialogic.com/rohs

Reliability/Warranty

Estimated MTBF	Five years
Warranty	Warranty information at http://www.dialogic.com/warranties

Ordering Information

Dialogic® Product	Order Code	Description
DMG1004LSW	310-877	Analog FXO, 4 ports
DMG1008LSW	884-214	Analog FXO, 8 ports
DMG1008DNIW	884-211	Digital PBX Emulation, 8 ports (Avaya, Nortel, NEC, Siemens)
DMG1008MTLDNIW	884-212	Digital PBX Emulation, 8 ports (Mitel)
DMG1008RLMDNIW	884-213	Digital PBX Emulation, 8 ports (Rolm)

To learn about Dialogic® products, go to www.dialogic.com.

Dialogic Corporation

9800 Cavendish Blvd., 5th floor
Montreal, Quebec
CANADA H4M 2V9

INFORMATION IN THIS DOCUMENT IS PROVIDED IN CONNECTION WITH PRODUCTS OF THE DIALOGIC CORPORATION ("DIALOGIC"). NO LICENSE, EXPRESS OR IMPLIED, BY ESTOPPEL OR OTHERWISE, TO ANY INTELLECTUAL PROPERTY RIGHTS IS GRANTED BY THIS DOCUMENT. EXCEPT AS PROVIDED IN A SIGNED AGREEMENT BETWEEN YOU AND DIALOGIC, DIALOGIC ASSUMES NO LIABILITY WHATSOEVER, AND DIALOGIC DISCLAIMS ANY EXPRESS OR IMPLIED WARRANTY, RELATING TO SALE AND/OR USE OF DIALOGIC PRODUCTS INCLUDING LIABILITY OR WARRANTIES RELATING TO FITNESS FOR A PARTICULAR PURPOSE, MERCHANTABILITY, OR INFRINGEMENT OF ANY INTELLECTUAL PROPERTY RIGHT OF A THIRD PARTY.

Dialogic products are not intended for use in medical, life saving, life sustaining, critical control or safety systems, or in nuclear facility applications.

Dialogic may make changes to specifications, product descriptions, and plans at any time, without notice.

Dialogic is a registered trademark of Dialogic Corporation. Microsoft is a registered trademark of Microsoft Corporation in the United States and/or other countries. Other names of actual companies and products mentioned herein are the trademarks of their respective owners. Dialogic encourages all users of its products to procure all necessary intellectual property licenses required to implement their concepts or applications, which licenses may vary from country to country. Dialogic's trademarks may be used publicly only with permission from Dialogic. Such permission may only be granted by Dialogic's legal department at the address listed above. Any authorized use of Dialogic's trademarks will be subject to full respect of the trademark guidelines published by Dialogic from time to time, and any use of Dialogic's trademarks requires proper acknowledgement.

None of the information provided in this datasheet other than what is listed under the section entitled Technical Specifications forms part of the specifications of the product and any benefits specified are not guaranteed.